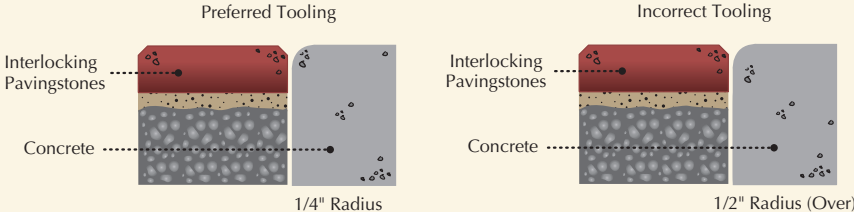



## Relief Tooling

When new concrete is planned adjacent to paving stones, the relief tool should be as small as possible (1/4 inch) to allow a close fit.




## Typical Utility Encasement


All surfacing utilities should be encased in concrete, creating straight lines to cut against.



## Cut To Fit All Edges



## 90° Directional Change



**Notes:** All edge treatments must be vertical to allow a close fit.