



backyard collection


No cutting, no guessing, no hassles – no problem®

necessaries™
kits for outdoor living



No cutting, no guessing, no hassles – no problem®

necessaries™
kits for outdoor living



“Creating functional outdoor living spaces is the number one trend in home improvement.”

welcome to the backyard...

Backyard Collection

Features and Colors	page 4 - 6
Fireplaces	7 - 15
Grand Island Bar Series	16
Compact Bar	18
Tables	20
Waterfalls	22
Fire Rings	24 - 27
Seat Walls	28
Pillars	30
Kit Dimensions	32
Accessories and Planning Guide	34

Manufactured under license by:



Before planning your landscape project, check with your local zoning commission for building restrictions and required construction permits. Always call 811 before you dig.



necessories[™]
kits for outdoor living

standard features

Necessories is a collection of affordable, ready-to-assemble outdoor fireplaces, waterfalls, bars, tables, fire rings, pillars, seat walls and accessories.

Affordable Luxury...

Necessories are both beautiful and functional, turning backyards into attractive and enjoyable outdoor living spaces. Also, Necessories come ready-to-assemble with everything needed to build, making them easier to install and more affordable than typical masonry structures.

Easy To Build...

Each Necessories Outdoor Living Kit comes complete with everything you need to build, including precut block sized to fit, reinforcements, adhesive, and easy-to-read, step-by-step instructions. Most kits can be built by two people in an afternoon, or less.

Expand Anytime...

You can build your project all at once or add new features over time. Because of Necessories' modularity, expanding your outdoor living space is easy to do whenever you are ready.

See Necessories on *HOMETIME*.



Santa Fe (a blend of gray, sandstone and brown)



Bluestone (a blend of gray, brown and charcoal)

We've made the entire line of kits easy-to-buy and-easy-to build...

Standard Features:

- Easy-to-read, step-by-step instructions
- Rockwood's multipiece Lakeland/Riverland block
- Silver Creek's hand-chiseled limestone mantels and tops
- Concrete precut and sized to fit
- Steel reinforcements
- VOC compliant adhesive, and Construction Gloves

Available In Natural Color Blends:

Necessaries kits feature Rockwood Retaining Walls' multi-piece, tumbled Lakeland and Riverland wall systems. Their earthy color variations and aged appearance enhance the architectural style of any home.

Necessaries mantels, caps, and tops come from Silver Creek Stoneworks and look and feel like hand-chiseled natural stone. All caps and tops come in **Indiana Limestone** (gray) color.

Modeling 3D Backyards In SketchUp:

SketchUp is becoming architect's and designer's preferred modeling utility for its ease of use and comprehensive modeling abilities. Tutorials will help you create virtual 3D backyards you can save, modify, and print. Download the free program, import Necessaries kit models, and start creating backyard designs in a few hours.

Visit: www.outdoorlivingkits.com/layout-a-project.htm



Desert (a blend of sandstone, blush and brown)



Positano (a blend of tan/brown and charcoal)
Positano is available in California and Nevada only.



grand fireplace

*Shown in Desert with optional
Hearth and Wood Boxes.*

No cutting, no guessing, no hassles – no problem™

necessaries™
kits for outdoor living

There's nothing quite like the warmth and glow from a crackling fire in your own backyard living room.

At more than eight feet high, and up to twelve feet wide (with wood boxes), the Grand Fireplace is the perfect centerpiece for your outdoor living room. Its appeal comes from its large profile, universal design, and aged appearance. Includes Fmi's Tuscan 36" stainless steel, wood-burning insert, log rack, and spark curtain.

Grand Fireplace Kit

- 60" W x 36" D x 102" H
- 4' stainless steel stovepipe chimney
- Spark suppressor cap

Scarlet Oak Gas Log Set (optional)

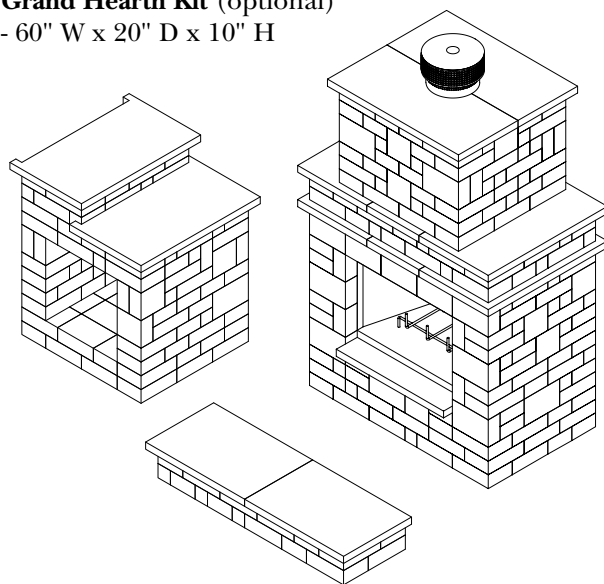
- 12 pc set w/304 stainless grate and burner
- 18" system, 75,000 Btu, natural gas or LP
- Pilot light with safety thermocouple

Grand Wood Box Kit (optional)

- 40" W x 36" D x 50" H
- Available left or right side

Grand Hearth Kit (optional)

- 60" W x 20" D x 10" H







contemporary fireplace



Shown in Bluestone with Lakeland Seat Walls.

No cutting, no guessing, no hassles – no problem™

necessaries™ kits for outdoor living

The Contemporary Fireplace transforms a backyard into an outdoor living room like no other.

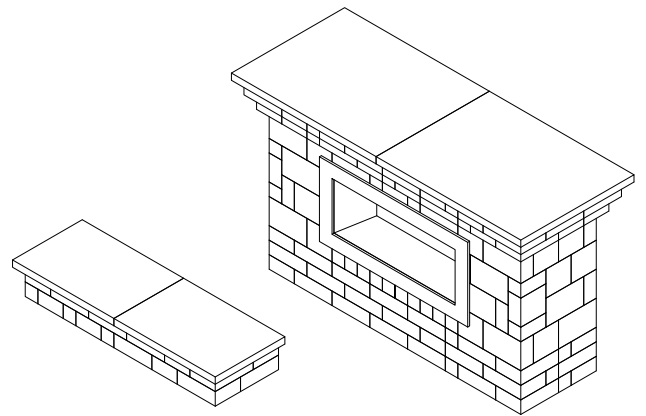
The clean lines and simple profile of the Contemporary Fireplace create a backyard centerpiece that is perfect for homes with sophisticated style. Comes complete with a ventless, stainless steel insert featuring electronic ignition, glass wind screen, and glass bead fire bed.

Contemporary Fireplace Kit

- 80" W x 24" D x 54" H
- Firegear, stainless steel, gas burning insert
- 43,000+ Btu/hr
- Natural gas or LP
- Electronic ignition
- Protective weather cover
- Stainless steel access door

Contemporary Hearth Kit (optional)

- 60" W x 20" D x 10" H



www.firegearusa.com



victorian fireplace

*Shown in Desert with Hearth,
Seat Walls and 20" Pillars.*

No cutting, no guessing, no hassles – no problem™

necessories™
kits for outdoor living

It's easy to see why homeowners instantly want this mid-sized fireplace.

Larger and taller than the Compact Fireplace, the Victorian Fireplace becomes the centerpiece in any backyard. Comes complete with 2.25" thick firebrick, ensuring durability and enhancing the overall appearance.

Victorian Fireplace Kit

- 52" W x 32" D x 89" H
- 2.25" protective fire brick

Victorian Wood Box Kit (optional)

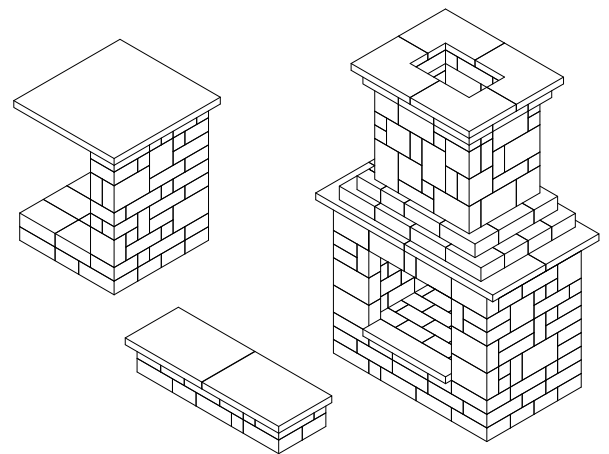
- 32" W x 32" D x 42" H
- Available left or right side

Victorian Hearth Kit (optional)

- 52" W x 18" D x 10" H

Scarlet Oak Gas Log Set (optional)

- 12 pc set w/304 stainless grate and burner
- 18" system, 75,000 Btu/hr, natural gas or LP
- Pilot light with safety thermocouple



Firegear's Scarlet Oak Gas Log Set available on Grand, Victorian, Compact, and Colonial fireplaces.



No cutting, no guessing, no hassles – no problem™

compact fireplace

necessaries™
kits for outdoor living

*Shown in Desert with Hearth,
Wood Box, and Seat Walls.*

*Fireplaces transform backyards
into gathering places
of comfort and style, no
matter how large or small.*

At just over six feet high and three feet wide (without wood box option), the Compact Fireplace is ideal for smaller backyards and patios. Popular for its affordability, smaller footprint, and uncomplicated style, the Compact Fireplace will generate warm accolades from family and guests for years to come. Includes high-temp, protective firebrick, ensuring durability and enhancing the overall appearance.

Compact Fireplace Kit

- 40" W x 32" D x 70" H
- 2.25" protective fire brick

Compact Wood Box Kit (optional)

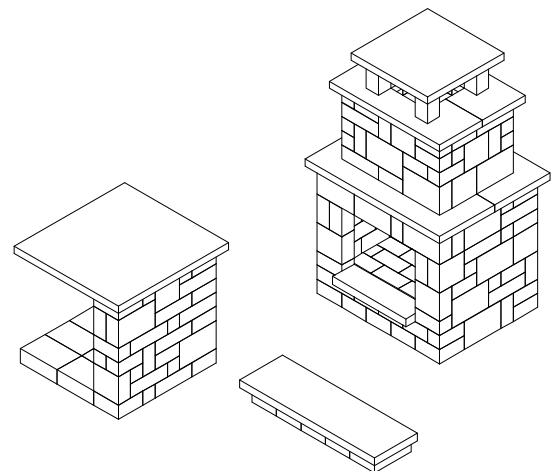
- 32" W x 32" D x 34" H
- Available left or right side

Compact Hearth Kit (optional)

- 40" W x 12" D x 6" H

Scarlet Oak Gas Log Set (optional)

- 12 pc set w/304 stainless grate and burner
- 18" system, 75,000 Btu/hr, natural gas or LP
- Pilot light with safety thermocouple





colonial fireplace

*Shown in Santa Fe with
Hearth, Wood Box, and Seat Walls.*

No cutting, no guessing, no hassles – no problem™

necessaries™
kits for outdoor living

The Colonial Fireplace has the same features and size as the Compact but with traditional styling.

No matter which fireplace you choose, you will enjoy the warmth of a wood fire on cool evenings with friends and family. Includes high-temp, protective firebrick, ensuring durability and enhancing the overall appearance.

Colonial Fireplace Kit

- 40" W x 32" D x 70" H
- 2.25" protective fire brick

Colonial Wood Box Kit (optional)

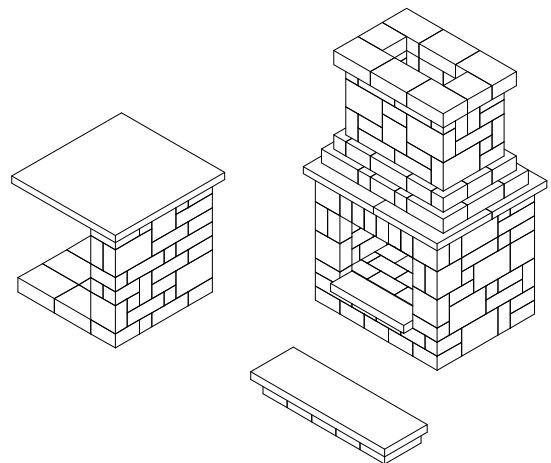
- 32" W x 32" D x 34" H
- Available left or right side

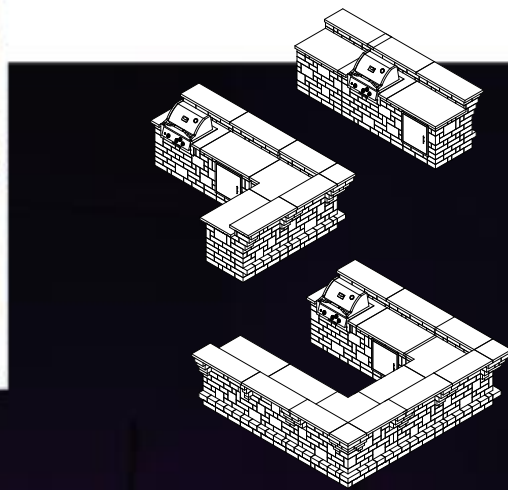
Colonial Hearth Kit (optional)

- 40" W x 12" D x 6" H


Scarlet Oak Gas Log Set (optional)

- 12 pc set w/304 stainless grate and burner
- 18" system, 75,000 Btu/hr, natural gas or LP
- Pilot light with safety thermocouple





The Grand Island Bar Series is modular, making it easy to design and build large kitchen and entertainment areas.



Grand Island Bar/Grill kits include Vermont Castings three-burner cast iron/stainless steel grill, an infrared rotisserie burner, and brushed stainless steel storage door



grand island bar series



*Shown in Desert with optional
Corner Return and Bar Section.*

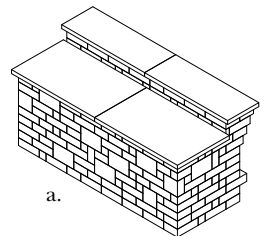
No cutting, no guessing, no hassles – no problem™

necessaries™
kits for outdoor living

Until now, outdoor cooking and entertaining has never generated so many oohs and aahs.

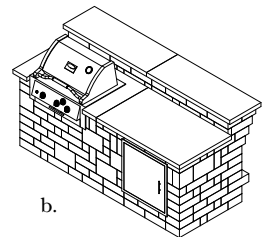
For outdoor enthusiasts who love cooking and entertaining, the Grand Island Bar series is a wonderful addition to your home's backyard. Grand Island Bar/Grill kits include Vermont Castings three-burner cast iron/stainless steel grill, an infrared rotisserie burner, and brushed stainless steel storage door.

a) Grand Island Bar 8' Kit
- 96" W x 48" D x 46" H



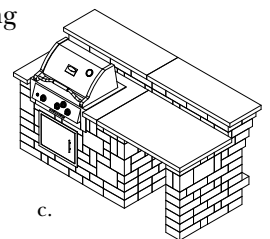
a.

b) Grand Island Bar/Grill with Storage Kit
- 96" W x 48" D x 46" H



b.

c) Grand Island Bar/Grill with Refrigerator Opening Kit
- 96" W x 48" D x 46" H

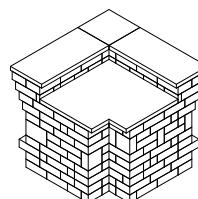


c.

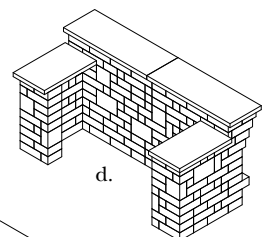
d) Grill Surround Kit
- For standing grills, 60" opening
- 96" W x 48" D x 46" H

e) Corner Return Kit
- Makes L-shaped bar/grill
- 48" W x 48" D x 46" H

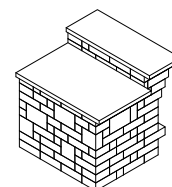
f) Bar Section 4' Kit
- 48" W x 48" D x 46" H



e.



d.



f.

No cutting, no guessing, no hassles – no problem™

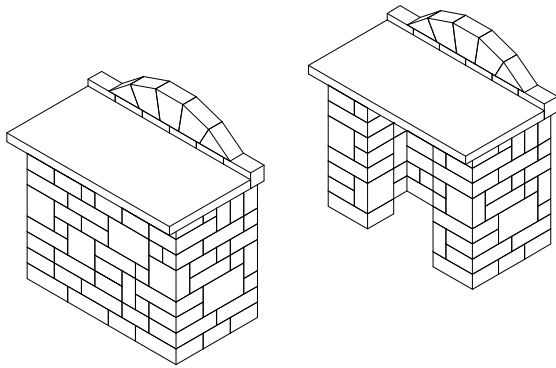
necessories™
kits for outdoor living

There's no better way to relax and entertain than in a beautiful outdoor room.

When hosting a gathering, large or small, you'll appreciate this attractive and functional bar for serving your favorite beverages, snacks, and hors d'oeuvres.

Compact Bar Kit

- 48" W x 24" D x 38" H
- Attractive backsplash design
- 8 sq ft chisled edge bar top
- Builds either a closed front or with a 20" wide opening



Necessories kits come with easy-to-read, step-by-step instructions.

compact bar

Shown in Desert with Lakeland Seat Walls.









tables



Shown in Desert.

No cutting, no guessing, no hassles – no problem™

necessaries™
kits for outdoor living

Never worry again about storing outdoor furniture during inclement or winter weather.

Every outdoor dining and living room needs to include functional and attractive furniture. Necessaries dining tables remain solid and stable during severe weather, and will outlast all others. Necessaries tables fit easily into any outdoor living room design.

Dining Table Kit

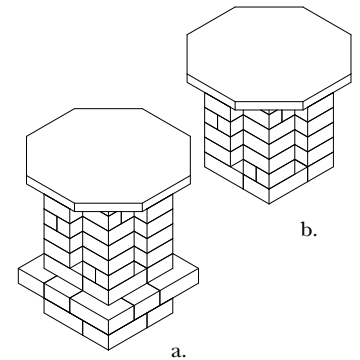
- 36" W x 96" D x 30" H
- Seats eight

a) Pub Table Kit

- 36" W x 36" D x 42" H
- 36" octagon top

b) Bistro Table Kit

- 36" W x 36" D x 30" H
- 36" octagon top



No cutting, no guessing, no hassles – no problem™

necessories™
kits for outdoor living

Not everyone can live on a quiet lakeshore, but anyone can enjoy the sounds of water in their backyard.

Waterfall kits are easy to build, and are essentially maintenance free. These above-ground designs are ideal when in-ground ponds and waterfalls are not suitable. Waterfall kits include all plumbing/connections.

a) Compact Waterfall Kit

- 64" W x 40" D x 28" H
- 850 gph mag drive pump
- 26" square basin
- 11" stainless steel spillway
- Optional light kit

b) Grand Waterfall Kit


- 98" W x 48" D x 32" H
- 1,350 gph mag drive pump
- 48" half-round basin
- 23" stainless steel spillway
- Optional light kit



waterfalls



*b) Shown in Bluestone with optional light kit.
Stones not included.*



a) Shown in Bluestone. Stones not included.





Shown with optional Swivel Cooking Grate.

Riverland Seat Wall builds an 8 ft. radius.

No cutting, no guessing, no hassles – no problem™

grand fire ring

necessaries™
kits for outdoor living



Shown in Desert with optional cap.

*Stack up the wood, grab the roasting sticks,
kick back and enjoy the glow.*

No matter the locale, there will always be cool evenings to enjoy a backyard fire. The Grand Fire Ring adds charm to any backyard. Because it's made with high-quality Rockwood fire ring block and a U.S. Park Service grade steel insert, it will last indefinitely.

Grand Fire Ring Kit

- 48" W x 12" H (31" interior dia.)
- Heavy gauge steel ring protects block

Limestone Cap (optional)

- 2.25" thick, hand-crafted edge

Galvanized Steel Cover (optional)

- Keeps ashes in, debris out

Swivel Cooking Grate (optional)

- Heavy, steel construction
- ADA compliant



E-Z Access Spark Screen
(optional)



No cutting, no guessing, no hassles – no problem™

victorian fire ring

necessaries™
kits for outdoor living

The fire ring that's really a square...


When a round fire ring doesn't fit your style or backyard design, the Victorian is a great alternative. The optional cooking grate is easily removed when not needed or for cleaning.

Victorian Fire Ring Kit

- 48" W x 12" H (32" interior)
- Four-piece heavy gauge steel insert protects block

Swivel Cooking Grate (optional)

- Heavy, steel construction
- ADA compliant



Shown in Bluestone with optional swivel cooking grate.


No cutting, no guessing, no hassles – no problem™

necessories™
kits for outdoor living

Seat walls are functional, help create privacy and define your outdoor living space.

Seat walls transform outdoor living areas into something special, adding both flair and functionality. Plus, their easy-to-estimate lengths make project planning a breeze.


- | | |
|---|--|
| a) Riverland Seat Wall Kit
- 9' L x 8" W x 20" H
- Builds an 8' radius wall | c) Lakeland Seat Wall Kit
- 6' L x 8" W x 20" H
- Builds a 6' straight wall |
| b) Radius Seat Wall Cap
- 19" W x 14" D x 2.25" H
- Fits Riverland Seat Wall | d) Straight Seat Wall Cap
- 14" W x 24" D x 2.25" H
- Fits Lakeland Seat Wall |



Necessories Seat Walls and Pillar Kits are designed to integrate with each other.



seat walls



c) Lakeland Seat Wall shown in Bluestone.



a) Riverland Seat Wall shown in Bluestone.



d)





No cutting, no guessing, no hassles – no problem™

pillars

necessaries™
kits for outdoor living

Pillars are ideal for ending seat walls and adding a finishing touch to any outdoor space.

Pillars can be added to Seat Walls or built as a free-standing landscape feature, such as a property marker or light base.

a) 24" Pillar Kit

- 24" W x 24" D x 38" H
- Cap: 30" W x 30" D x 2.5" H

b) 20" Pillar Kit

- 20" W x 20" D x 38" H
- Cap: 25" W x 25" D x 2.5" H

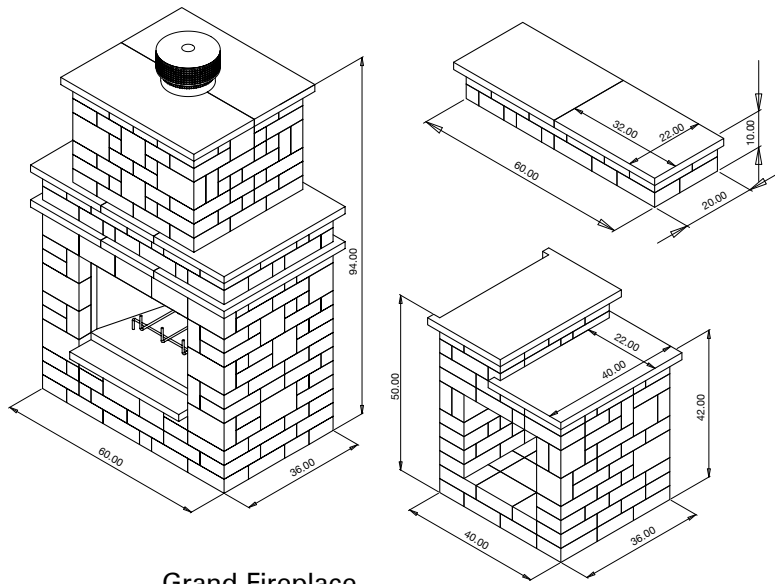
c) 20" Pillar w/Glass Kit

- 20" W x 20" D x 38" H
- Cap: 25" x 25" x 2.5"
- Pittsburgh Corning® Premiere glass blocks
- Lights not included

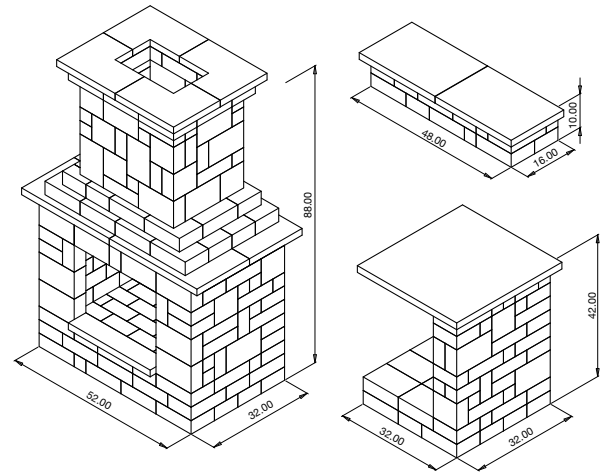
a) Shown in Desert with optional 3.5" cap.

b) Shown in Desert with 2.5" cap.

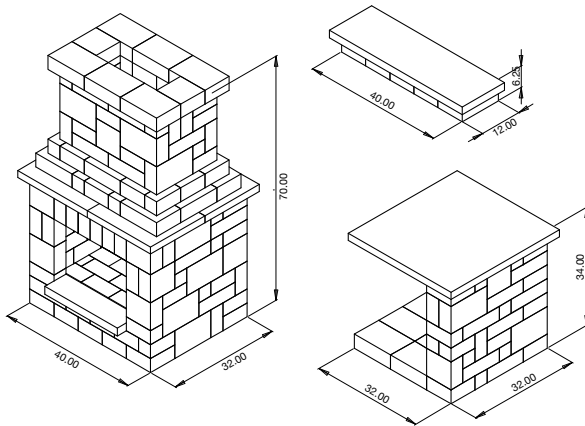
c) 20" Pillar w/Glass shown in Desert.



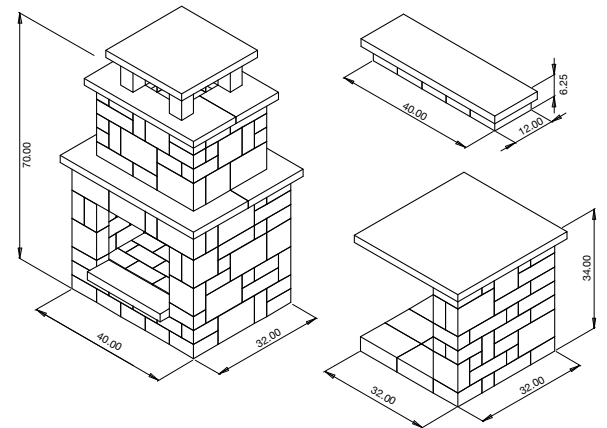
Grand Fireplace



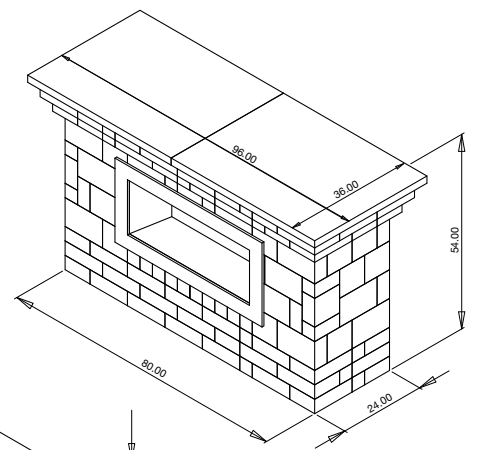
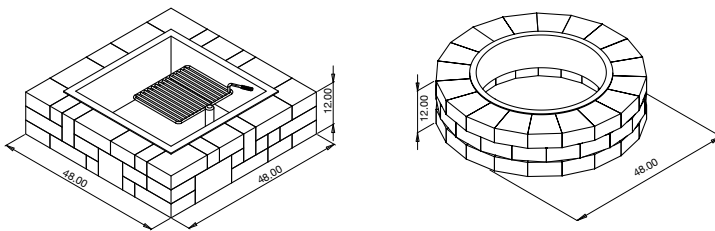
Victorian Fireplace



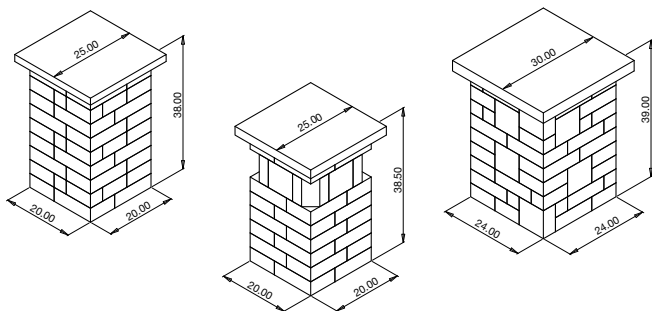
Colonial Fireplace

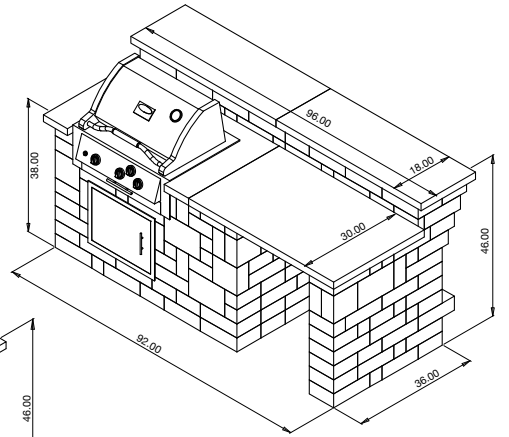
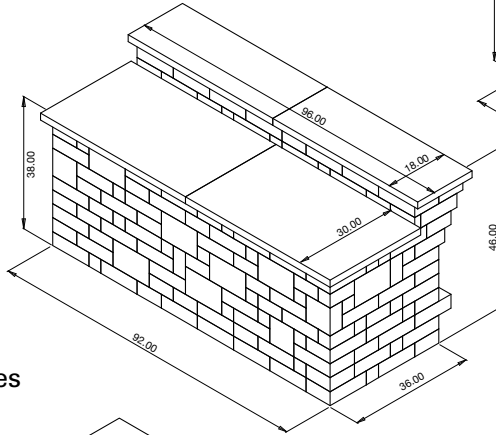
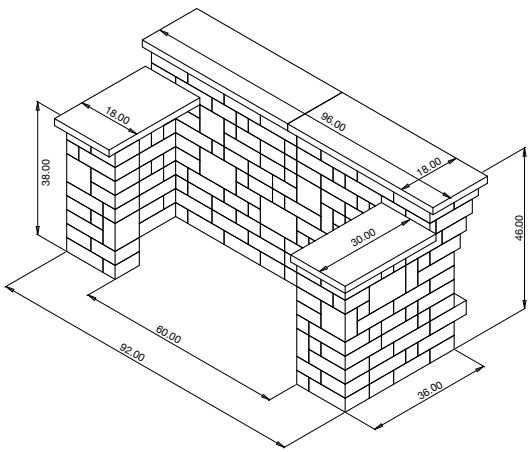


Compact Fireplace

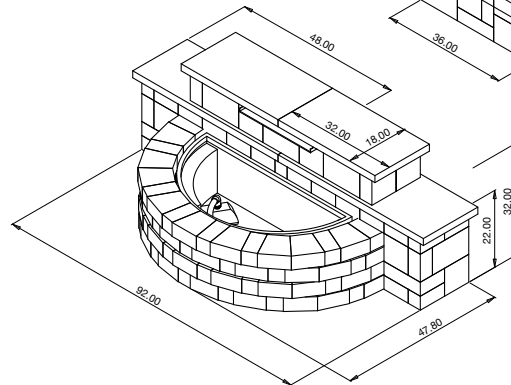
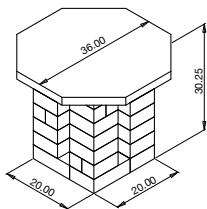
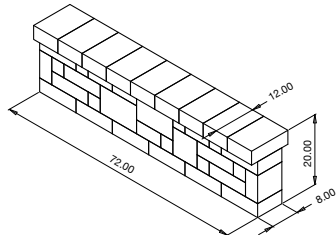
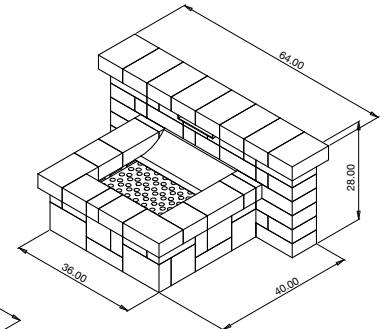
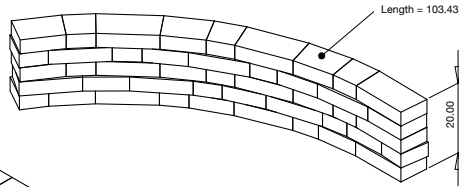
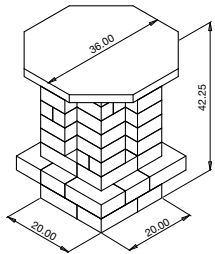
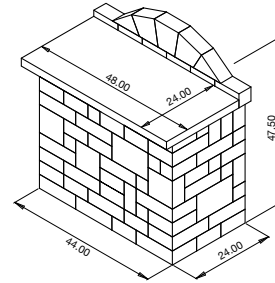
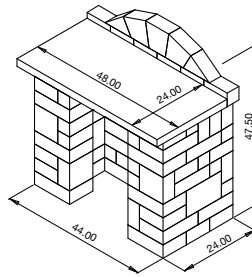
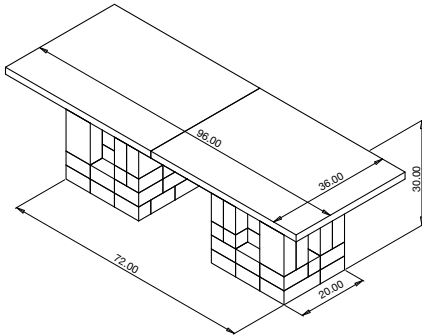
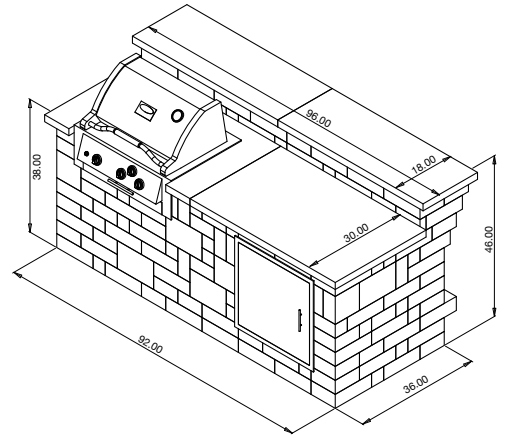
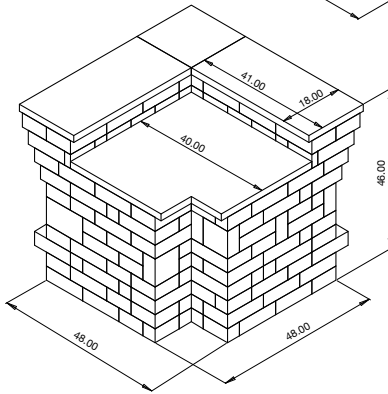
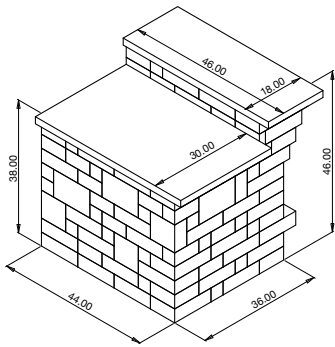


Contemporary Fireplace





Grand Island Bar Series



No cutting, no guessing, no hassles – no problem™

necessories™
kits for outdoor living

accessories



Visit Necessary's online at:
www.basaliteoutdoorlivingkits.com

- Design/ideas gallery
- Installation instruction examples
- Literature and CAD downloads
- Warranty claims
- Inquiry/contact Us

Scarlet Oak Gas Log Set

- 12 pc set w/stainless grate & burner
- 18" sys., 75,000 Btu, nat. gas or LP
- Pilot light w/safety thermocouple

Vermont Castings Insert Grills

- Cast iron and stainless steel grills with infrared rotisserie.
- Natural gas or LP
- 3 Burner; 40,500 Btu/hr
- 5 Burner; 102,500 Btu/hr

Vermont Castings Grill Covers

- Heavy duty vinyl covers for 3 or 5-burner built-in grills.

Grand Island Bar/Grill Side Burner

- Natural gas or LP
- 15,000 Btu/hr

Round Fire Ring Steel Insert

- 31" dia. x 7" H
- Heavy gauge steel

Square Fire Ring Steel Insert

- 32" W x 32" D x 7" H
- Four-piece heavy gauge steel

Swivel Cooking Grate

- Heavy duty bracket-and-grate assembly for fire rings.
- For round or square fire rings
- ADA compliant

E-Z Access Spark Screen

- Fits Grand Fire Ring

Round Fire Ring Covers

- Galvanized steel covers help keep debris out and ashes in.
- With or without cooking grate slot

Waterfall Light Kits

- Compact or Grand Waterfalls.
- MT10 transformer
- 15' power cord
- White or blue light

Grand Fire Ring Cap

- Silver Creek limestone, eight piece, hand-chiseled edge

Straight Seat Wall & End Caps

- Silver Creek limestone, hand-chiseled, front and back
- 14" W x 24" D x 2.25" H

Radius Seat Wall & End Caps

- Fits Lakeland and Riverland (radius) Seat Wall kits.
- Silver Creek limestone, chiseled front and back
- 19" W x 14" D x 2.25" H

Visit www.outdoorlivingkits.com for additional accessories information.

Scarlet Oak Gas Log Set (optional)

Firegear's Scarlet Oak Gas Log Set available on Grand, Victorian, Compact, and Colonial fireplaces.



planning guide

Use this simple guide to help you and your landscape professional create an attractive and comfortable landscape you will enjoy everyday.

The Real Benefits of Landscaping

Curb Appeal. It's the best and easiest way to make a good first impression. Most homeowners agree, spending over \$45 billion on professional lawn and landscape services. In fact, gardening has become America's #1 pastime, with over 80% of all households participating.

What does this mean to you? A well designed landscape does more than bring increased value to your home, it brings energy savings as well. More importantly, quality landscaping brings you endless days of enjoyment.

So follow the number one trend in the country and bring the indoors out by adding a raised patio, fire pit, or an outdoor kitchen. Regardless of what you do, the enjoyment of the outdoors will reduce your stress and add real value to your home.

Just follow these five simple planning steps:

- 1) Do your homework
- 2) Make a list
- 3) Make a budget
- 4) Sketch your design
- 5) Hire a qualified landscape contractor

1) Do your Homework!

Visit our web sites to see backyard patio plans, photos, ideas and MORE! Stop by your local book store or library for books and magazines on landscape designs. You can get ideas for hardscape materials, plants, accents, furniture — everything to help make your planning complete.

2) Make a List

Make a list of things you like and dislike. If you hate mowing the lawn or weeding a flower garden, make a note of it. Do you prefer rocks and not mulch? Do you love flowers, but dread replanting every year?

Use the space below, and be sure to share this with your landscape contractor.

<i>Ideas, Interests, Style and Tastes</i>	<i>Like</i>	<i>Dislike</i>	<i>Maybe</i>
Modern	<input type="checkbox"/>	<input type="checkbox"/>	<input type="checkbox"/>
Natural	<input type="checkbox"/>	<input type="checkbox"/>	<input type="checkbox"/>
Old World Charm	<input type="checkbox"/>	<input type="checkbox"/>	<input type="checkbox"/>
Relaxation / Quiet	<input type="checkbox"/>	<input type="checkbox"/>	<input type="checkbox"/>
Maintenance-free	<input type="checkbox"/>	<input type="checkbox"/>	<input type="checkbox"/>
Entertaining / Active	<input type="checkbox"/>	<input type="checkbox"/>	<input type="checkbox"/>
Matches Homes Architecture	<input type="checkbox"/>	<input type="checkbox"/>	<input type="checkbox"/>
Open & Spacious	<input type="checkbox"/>	<input type="checkbox"/>	<input type="checkbox"/>
Privacy & Shade	<input type="checkbox"/>	<input type="checkbox"/>	<input type="checkbox"/>
Romantic & Tranquil	<input type="checkbox"/>	<input type="checkbox"/>	<input type="checkbox"/>
Eco-friendly / Energy Saving	<input type="checkbox"/>	<input type="checkbox"/>	<input type="checkbox"/>
Outdoor Kitchen / Living Room	<input type="checkbox"/>	<input type="checkbox"/>	<input type="checkbox"/>
Accent Lighting	<input type="checkbox"/>	<input type="checkbox"/>	<input type="checkbox"/>
Bricks & Pavers	<input type="checkbox"/>	<input type="checkbox"/>	<input type="checkbox"/>
Cobblestones	<input type="checkbox"/>	<input type="checkbox"/>	<input type="checkbox"/>
Countertop / Bar	<input type="checkbox"/>	<input type="checkbox"/>	<input type="checkbox"/>
Fire Pit / Fireplace	<input type="checkbox"/>	<input type="checkbox"/>	<input type="checkbox"/>
Flower Garden	<input type="checkbox"/>	<input type="checkbox"/>	<input type="checkbox"/>
Grilling Area / Inset Grill	<input type="checkbox"/>	<input type="checkbox"/>	<input type="checkbox"/>
Natural Stone	<input type="checkbox"/>	<input type="checkbox"/>	<input type="checkbox"/>
Water Feature / Pond	<input type="checkbox"/>	<input type="checkbox"/>	<input type="checkbox"/>
Paver Patio & Walkway	<input type="checkbox"/>	<input type="checkbox"/>	<input type="checkbox"/>
Pergola / Arbor	<input type="checkbox"/>	<input type="checkbox"/>	<input type="checkbox"/>
Fence / Gates	<input type="checkbox"/>	<input type="checkbox"/>	<input type="checkbox"/>
Pillars / Columns	<input type="checkbox"/>	<input type="checkbox"/>	<input type="checkbox"/>
Sound System	<input type="checkbox"/>	<input type="checkbox"/>	<input type="checkbox"/>
Seating Area	<input type="checkbox"/>	<input type="checkbox"/>	<input type="checkbox"/>

3) Make a Budget

When budgeting for a landscaping renovation, plan to invest about 10% of your home's value, according to the American Society of Landscape Architects (ASLA). A more elaborate backyard sanctuary may require 15 to 20%. Much of what you will spend, however, depends on how long you plan to stay in your home. If you plan to stay in your home for more than ten years, 15 to 20% will give you the enjoyment you desire for years to come.

Homes Value \$ _____ x _____ %

TOTAL \$ = *Your Landscaping Budget*

4) Sketch your Design

Take out a pencil and paper and just start at the beginning. Sketching will help you discover your likes and dislikes and make your landscaping process much easier.

5) Consult with a Pro

If you're not quite the weekend warrior to tackle your own landscape construction, start talking to the professionals. Landscape pro's are invaluable assets for their design expertise, product knowledge and construction methods.



Keep in touch with the outdoors...

Online: www.basaliteoutdoorlivingkits.com
Email: marketing@basalite.com
Facebook: www.facebook.com/BasaliteConcrete



Manufactured under license by:

 **BASALITE**[®]
Outdoor Living Solutions

605 Industrial Way | Dixon, CA 95620 | 800-776-6690
4900 Race Street | Denver, CO 80216 | 303-292-2345
1300 East Franklin Road | Meridian, ID 83642 | 208-888-4050
355 Greg Street | Sparks, NV 89431 | 888-296-3719
3299 International Place | Dupont, WA 98327 | 800-964-9424

Available at:

©2015 Rockwood Retaining Walls, Inc. All rights reserved. All trademarks, service marks and trade names referenced in this material are the property of their respective owners. Made worldwide under license from Rockwood Retaining Walls, Inc. U.S. and international patents issued and pending. This information has been prepared for the benefit of customers interested in Necessaries Outdoor Living Kits. It was reviewed carefully prior to publication. Rockwood assumes no liability for its accuracy or completeness. Final determination of the suitability of any information or material for the use contemplated, or for its manner of use, is the sole responsibility of the user. Rockwood Retaining Walls reserves the right to change product specifications at any time without incurring obligations. 0615



No cutting, no guessing, no hassles – no problem[®]

necessaries[™]
kits for outdoor living

Manufactured under license by:

ROCKWOOD[®]
RETAINING WALLS
A better way.[™]